
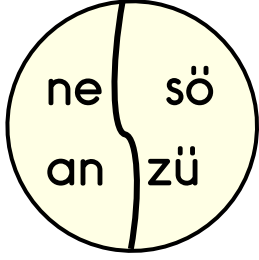


**İLKOKUL DOKÜMANLARI**  
**DÜŞÜNDÜREN ETKİNLİKLER**  
**HECE BİLGİSİ - 1**

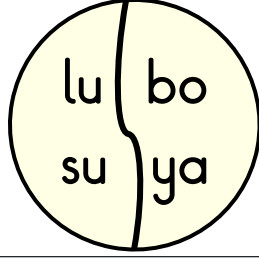


Adı Soyadı : \_\_\_\_\_


1. Aşağıdaki yuvarlaklar içinde gizlenen kelimeleri örnekteki gibi bulup yazalım.



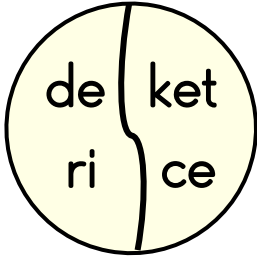
anne sözü



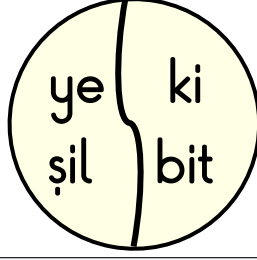
\_\_\_\_\_



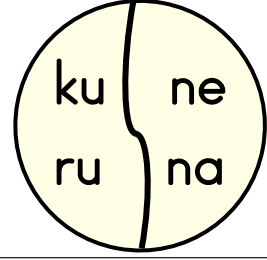
\_\_\_\_\_



\_\_\_\_\_

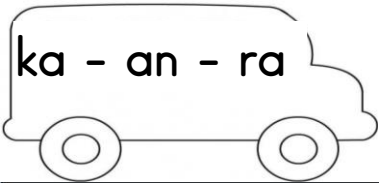


\_\_\_\_\_

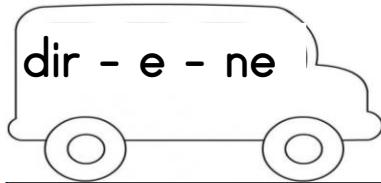


\_\_\_\_\_

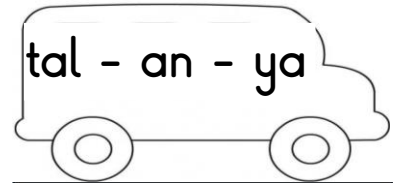
2. Heceleri düzelterek, otobüslerin nereye gideceğini yazalım.




Ankara




\_\_\_\_\_




\_\_\_\_\_



\_\_\_\_\_



\_\_\_\_\_




\_\_\_\_\_

3. Aşağıdaki eşyaların adlarındaki **eksik heceleri** tamamlayalım.



te viz



le



ye



sü

4. Aşağıdaki palyaçonun toplarında yazılı olan hecelerden kelimeler üretelim.



Blank writing box with a dashed line for writing.

Blank writing box with a dashed line for writing.

Blank writing box with a dashed line for writing.

Blank writing box with a dashed line for writing.

Blank writing box with a dashed line for writing.

Blank writing box with a dashed line for writing.

Blank writing box with a dashed line for writing.

Blank writing box with a dashed line for writing.

5. Aşağıda hecelerden anlamlı kelimeler üretelim.

dan çay lık

ta ne has

ta sa la

6. Aşağıda heceleri karışık halde verilmiş kelimeleri düzelterip cümleyi yazalım.

şe ay

di ke ye

süt

di ver

Blank writing box with a dashed line for writing.

lim se

de ba çe

top

oy dı na

Blank writing box with a dashed line for writing.